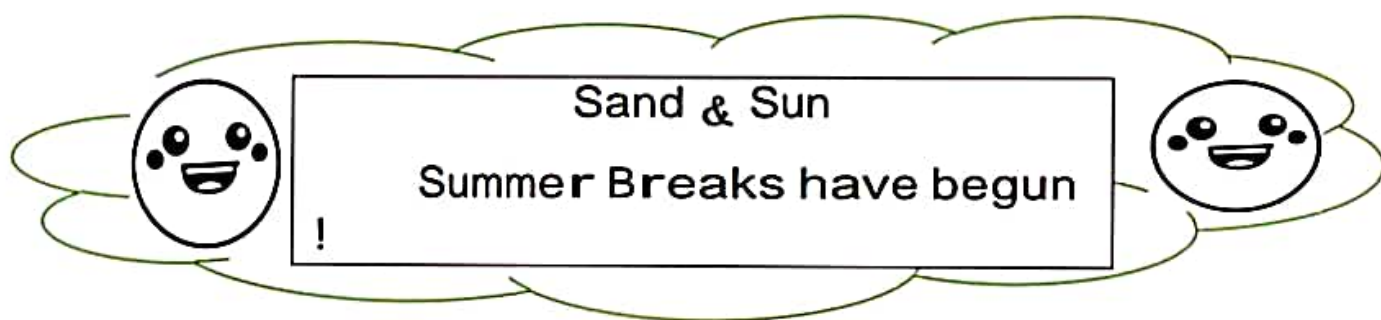


Summer Break Assignments

Class 2nd



Hey!.....Funday are back once again. Now you can eat your breakfast at leisure, enjoy peppy music, watch your favourite T.V programmers', sleep till late ,read lots of books and list goes on.....

To add "zing" to your fun filled vacations, here you have your holiday activities packet..... So, get ready for your activities along with the help of your parents.

Guidelines for the parents:

- **Spend some quality time with your kids. Have at least one time meal with them. Play at least one indoor or outdoor game with them. Take them to the park and share your childhood experiences with them.**
- **Encourage your child to go outdoors rather than sitting in front of electronic gadgets all day.**
- **Encourage your child to cultivate the reading habit. Get some story books of their choice to read.**

Find the plurals of the given words in the maze below:

Leaf, potato, octopus, sand, baby, cart,
bench, snail, tooth, knife, sheep, vessel

B V E S S E L 9/3 S
P O T A T O E S
T C H N K I A W
E T M D R X V U
E O B A B I E S
T P C A R T S D
H U K N I V E S
S S H E E P M N
B E N C H E S R
G S N A I L S K



<http://www.education.com/worksheets>



MY BOOK REPORT

Read a lot of books in your summer vacation. Choose your favorite amongst them and answer the following:



Name of the book

Name of the author

I liked the book because

The story is about

My favorite character/characters of the story.

Illustrate and colour your favorite part of the story.

Note: It should be a true account of your reading.

Practice worksheet Naming words



A noun is a person, place, animal, or thing.

Q. Sort the given Naming words as names of Persons, places, animals or things and drag and drop them in the correct column.

zoo, shoe, cow, lizard, dancer, playground, honeybee, grandfather, frog, flower, Red Fort, computer, postman, market, Mr. Akshay Kapoor, bed.

PERSONS	PLACES	ANIMALS	THINGS

अपठित गद्यांश

दिए गए गद्यांश को पढ़कर प्रश्नों के उत्तर लिखिए-

रविवार को सबकी छुट्टी होती है। सब आराम करते हैं। एक बार सूरज ने सोचा, "क्यों न आज मैं भी छुट्टी मनाऊँ।" यह सोचकर वह आकाश से अचानक गायब हो गया। सब लोग, पेड़-पौधे, जीव-जन्तु परेशान हो गए। सबको परेशान देखकर सूरज को दया आ गई। उसने सोचा आज का दिन तो मेरे नाम पर रखा गया है - 'रविवार'। यह लोग मुझे इतना सम्मान देते हैं, मुझे भी इनका ध्यान रखना चाहिए। अब मैं इन्हें और परेशान नहीं करूँगा। यह सोचते ही सूरज दोबारा चमकने लगा। सब खुश हो गए।

क) पेड़-पौधे और जीव-जन्तु परेशान क्यों हो गए?



ख) सूरज दोबारा क्यों चमकने लगा?

ग) समान लय वाले शब्द लिखें -


दमकने - _____ काम - _____

घ) विपरीत शब्द लिखें-

उजाला - _____ नाराज़ - _____

ड) कौन सा दिन सूरज के नाम पर रखा गया है ?

च) नाम वाले शब्द छाँटकर लिखें-



हिंदी कार्य-पत्रक ,सही विकल्प चुनिए
(विपरीत शब्द , विपरीत लिंग , एक वचन बहु वचन , समान अर्थ वाले शब्द)

1. हँसना का विपरीत शब्द चुनिए :

रोना खोना जागना

2. मित्र का समान अर्थ शब्द चुनिए :

सहायक दोस्त दुश्मन

3. उतरना का विपरीत शब्द चुनिए :

कढ़ना नीचे आना चढ़ना

4. नौकर का विपरीत लिंग शब्द चुनिए :

कामवाला नौकरानी नौकरी

5. एक लड़की , अनेक _____ ।

लड़कियाँ लड़कीयाँ लड़कियां

6. मोटा का विपरीत शब्द चुनिए :



मोटी मोटे पतला

7. राम के पास एक गुब्बारा था और मोहन के पास तीन _____ थे।




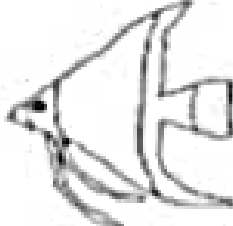

गुब्बारा गुब्बारे गुब्बारे

कार्य तालिका

दिए गए शब्दों में से पुल्लिंग और स्त्रीलिंग शब्द छांटकर लिखो



ORDINAL NUMBERS – FIND AND COLOR 5

				
butterfly	spider	beetle	fish	starfish

If the butterfly is the first animal...

- 1) Which animal is fourth? _____
- 2) What place is the starfish in? _____
- 3) What place is the spider in? _____
- 4) Which animals is 3rd? _____
- 5) Which animal is last? _____
- 6) Color the second animal red.
- 7) Color the fourth animal orange.
- 8) Color the first animal yellow.
- 9) Color the 5th animal blue.
- 10) Color the third animal black.
- 11) Color the 6th animal green.

Granny's Place Value Quilt

Help granny pick the colours for her new quilt. Read the place value clues and colour the quilt according to the colour code given.

145	621	725	401	5
671	925	941	505	791
125	301	685	281	345
891	288	190	278	351
285	881	365	561	535
901	815	381	975	781

If there is 5 in ones place,
colour the square blue.

If there is 2 in hundreds place,
colour the square red.

If there is 9 in tens place,
colour the square yellow.

If there is 1 in ones place,
colour the square green.



Solve the following.

H	T	O
5	7	3
3	4	9

+

H	T	O
8	8	4
	2	7

+

H	T	O
7	4	6
1	0	8

+

H	T	O
3	5	3
5	6	2

H	T	O
6	8	0
2	5	9

+

H	T	O
2	9	7
5	1	6

+

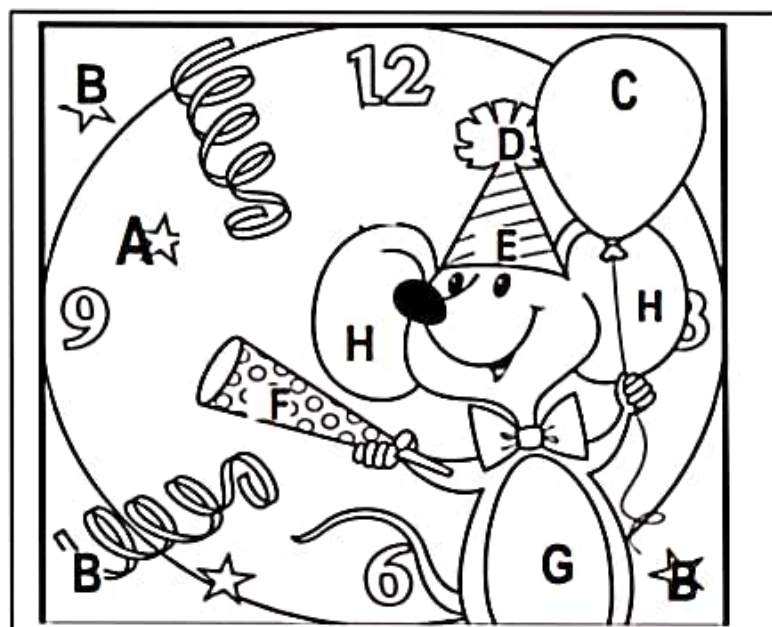
H	T	O
4	7	9
3	3	7

+

H	T	O
7	9	0
	8	3

Colour the picture according to the colour codes given with the answers above.

939	922	854	911	813	915	816	873
Yellow	Blue	Red	Pink	Green	Orange	Purple	Brown
A	B	C	D	E	F	G	H



A. Solve the following.

H	T	O
9	7	4
6	5	2

—

H	T	O
3	0	9
1	0	7

—

H	T	O
6	5	8
2	3	8

—

H	T	O
9	5	6
8	5	1

H	T	O
4	9	3
2	1	6

—

H	T	O
8	7	5
6	2	9

—

H	T	O
5	9	0
4	7	3

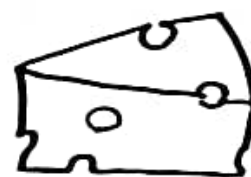
—

H	T	O
5	6	0
2	9	9

Colour the boxes which contain the answers to help the mouse reach the cheese.



		322	202	578	923	134	47	629
		198	420	105	177	119	425	107
678	423	200	345	277	246	498	399	277
123	256	567	456	105	117	261		
260	247	689	269	500	723	334		
923	166	310	199	111	210	423		



B. With the help of your parents, complete the following:

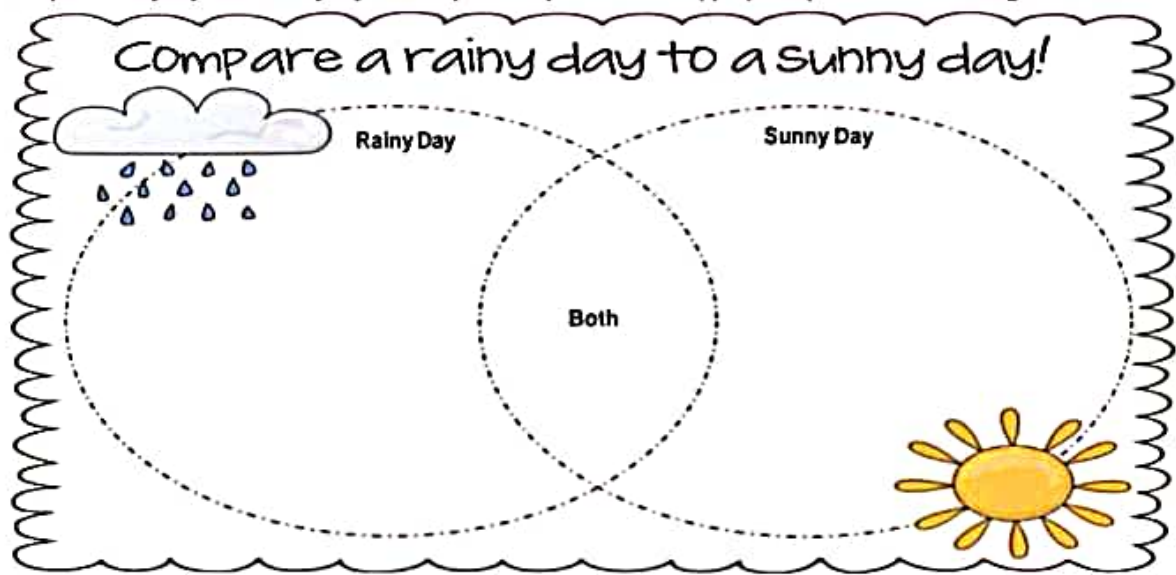
1. I started walking when I was _____ year(s) old.
2. I started talking when I was _____ years old.
3. I could eat by myself when I was _____ years old.
4. I was _____ years and _____ months old when I started going to school.
5. I could tie my own shoe laces at the age of _____.



C. Have a tête-à-tête (chit-chat) with your parents and ask them how their childhood was different from yours. Now compare and write a few differences in the table given below. One is done for you.

My father's/mother's childhood	My childhood
There were no mobile phones or internet.	I have access to internet even on my parents' smart phone.

Compare a rainy day with a sunny day. Cut and paste the pictures at the appropriate place in the Venn diagram and colour.



Write a small passage on your favourite weather...Why do you like that weather....What all activities you can doThings you would like to eat....etc.


MY FAVOURITE WEATHER

Weather





Solve the puzzle with the help of the clues given below:



- 1) I am a red fruit used in making vegetables puree.
- 2) I am the king of fruits.
- 3) I am a vegetable that can be eaten both raw and cooked.
- 4) I wear a crown and I am the king of vegetables
- 5) Eating me every day, keeps the doctor away.
- 6) I am a white oval ball full of proteins obtained from a hen.

Best Out Of Waste Ideas

Making useful things
from trash

Activity 1

The Paper house

Competency- Creativity, Collaboration

Dear Kids

The shape, size and material used in the construction of house has changed over the years. Spend time with your grandparents and discuss with them about the difference in the type of house that you live in now and the type of house , they used to live in ,when they were of your age.

Make an attractive 3D Model of the allotted house by reusing and recycling materials like newspaper roll, old cardboard sheets, colours etc with the help of your parents.



Type of House:-

- 1) Hut
- 2) House Boat
- 3) Sky scrapers or Multi story building
- 4) Tree house

*let's take the time
to say "Thanks, dad.
I'm glad you're mine."*



LEARNING OUTCOME- To enhance creativity and to express love for our parents.

Gift a special card to your Dad with the help of elders in the family.

You will require-

- Cartridge sheet or chart paper A4 size
- Paintbrush
- Paints

What to do-

- ✚ First are the footprints and handprints.
- ✚ Do the "body" which is the footprint, in blue. While the "cape" which is the Handprint, in red.
- ✚ Paint a circle on the canvas for the head and paint hands/arms coming from the "foot/body" of your superhero.
- ✚ Paint on some clouds or other embellishments to the canvas.
- ✚ Click a photo gifting the card to your Dad and paste its printout (postcard size) on a coloured A-4 size pastel sheet.





Let your creative juices flow..!!!.Create a masterpiece which is a usable item or an artistic presentation from waste material at home. Take assistance from your parent to complete the activity. The list of the items to be prepared is endless but just a few examples are as follows:-

Eg- Pen holder, wall hanging, file folder, bird feeder etc.