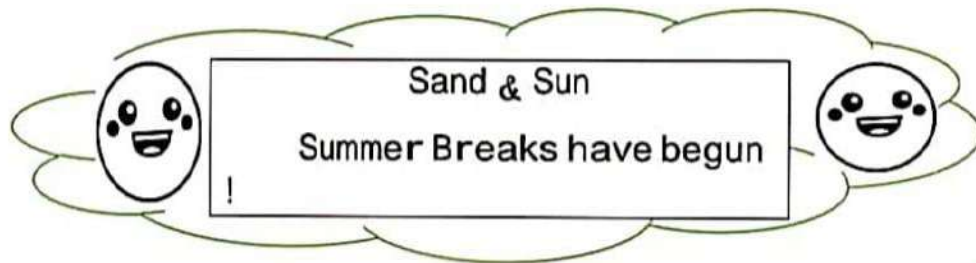


Summer Break Assignments

Class 1st



Hey!.....Funday are back once again. Now you can eat your breakfast at leisure, enjoy peppy music, watch your favourite T.V programmes, sleep till late, read lots of books and list goes on.....

To add "zing" to your fun filled vacations, here you have your holiday activities packet..... So, get ready for your activities along with the help of your parents.


Guidelines for the parents:

- **Spend some quality time with your kids. Have at least one time meal with them. Play at least one indoor or outdoor game with them. Take them to the park and share your childhood experiences with them.**
- **Encourage your child to go outdoors rather than sitting in front of electronic gadgets all day.**
- **Encourage your child to cultivate the reading habit. Get some story books of their choice to read.**

1. Color the space RED if it names a Person.
2. Color the space BLUE if it names a Things.
3. Color the space YELLOW if it names a Places.
4. Color the space GREEN if it names a Animal.

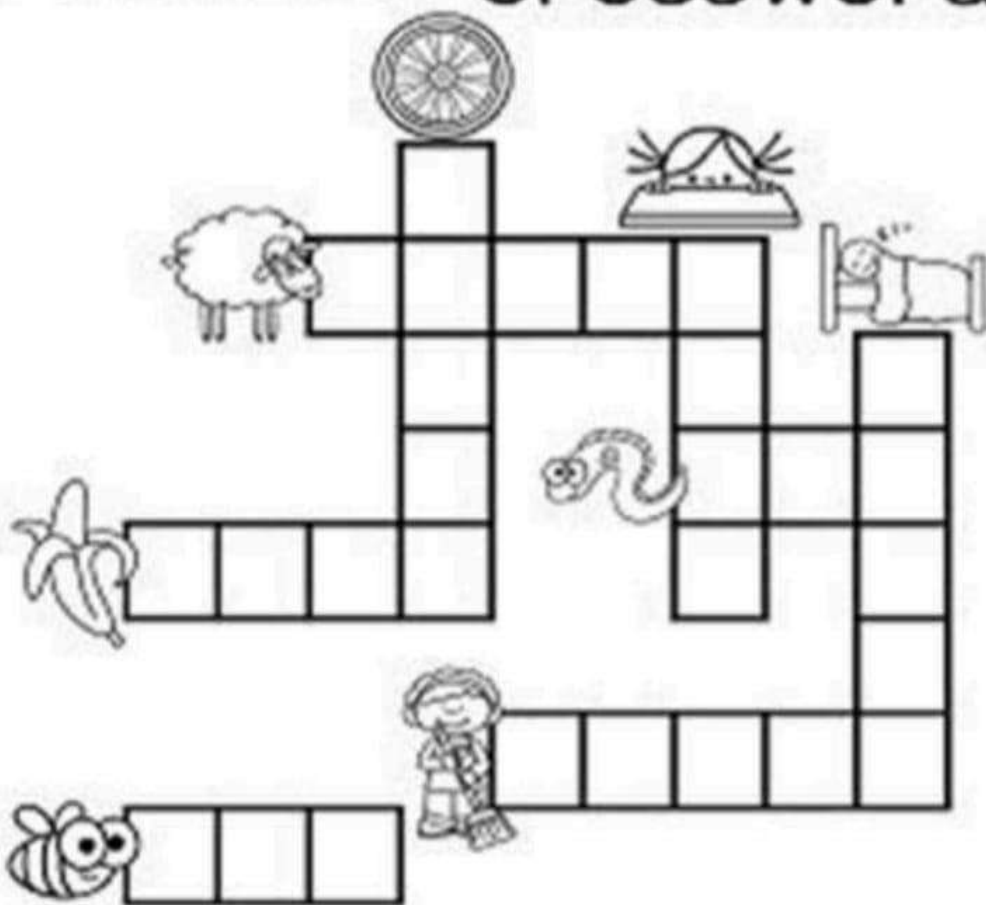
crow	pen	girl	chair
ball	cat	branch	den
lady	bee	cup	flower
orange	farm	horse	baby
king	tree	pen	pocket
island	cop	monkey	stoll
boat	goat	cake	bear
tiger	pond	mango	grandpa

Write your five favourite oo sound words and also draw the pictures and colour them nicely.



PHONICS

Crossword



Word Bank:

peek

sheep

peel

wheel


sleep

eel

sweep

bee

Color by Sight Word



WORK SHEET

जोड़ कर शब्द पूरे करो-

आ

- समान
- म
- राम
- काश
- ग
- दत



पा

- लक
- लना
- ठशाला
- ठ
- स
- यल

WORK SHEET

चित्र को देखकर वाक्य पूरे करो।

1. अमन



_____ करा।

2. राधा



_____ चखा।

3. नमन



_____ मत पटक।

4. बाज़ार जाकर



_____ ला।

5.



_____ जलाकर खाना बना।

6. आकाश



_____ ला।

7. राम



_____ जा।

8. पलक



_____ लाई।

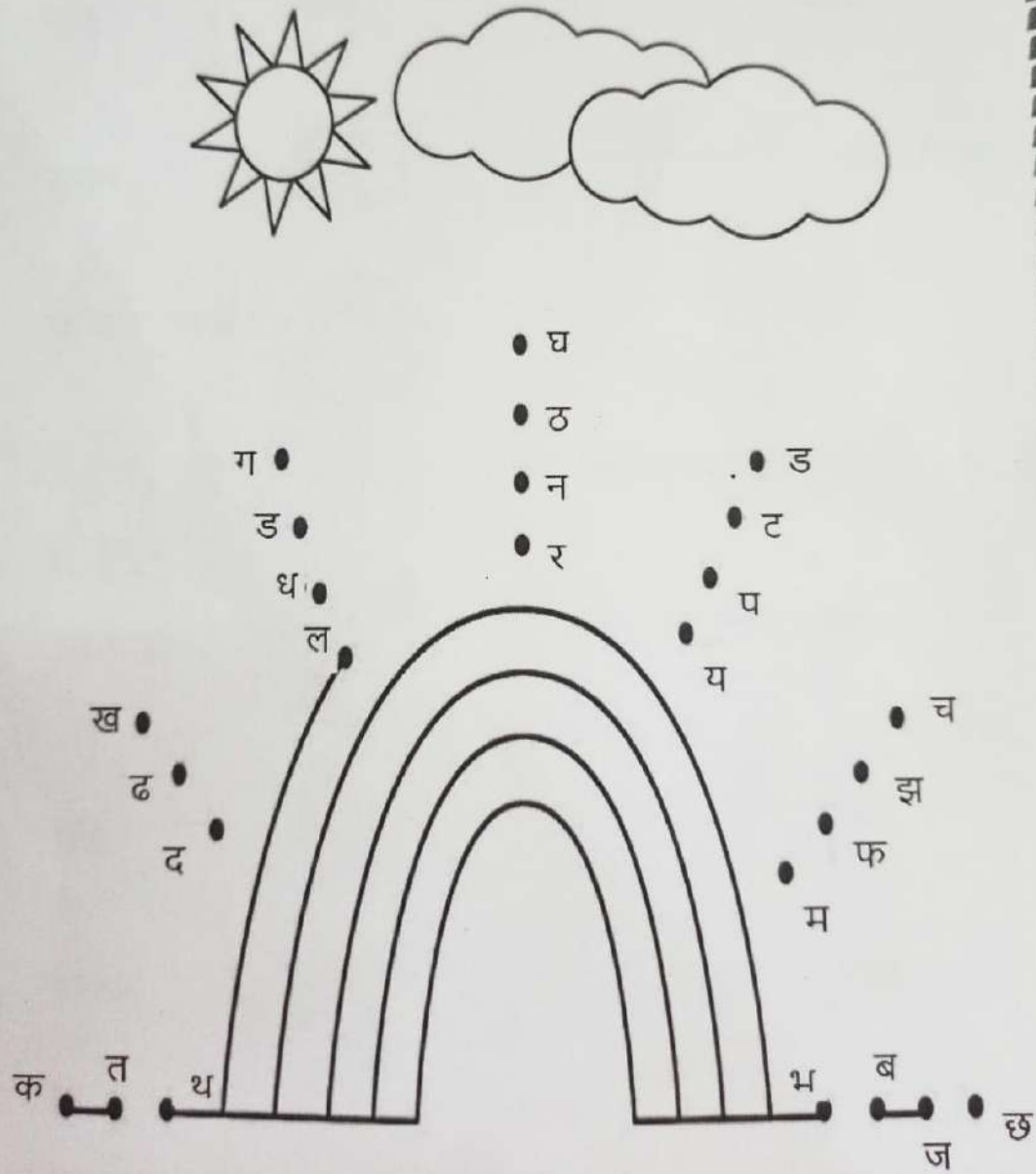
आ की मात्रा लगाकर शब्द पूरे करो और
चित्र में रंग भरो।

गड़-गड़, गड़-गड़ ब दल अ य
ब दल अ य , जल भर ल य ।
क ल क ल ब दल छ य
छम-छम, छम-छम जल बरस य ।



WORK SHEET

5. व्यंजनों के बिंदुओं को जोड़कर चित्र पूरा कीजिए व रंग भरिए - (भाषण - पठन भाषायी कौशल)

















WORK SHEET

Number Names and Numerals

Count each object in the picture and write its numeral and number name. Colour the picture.

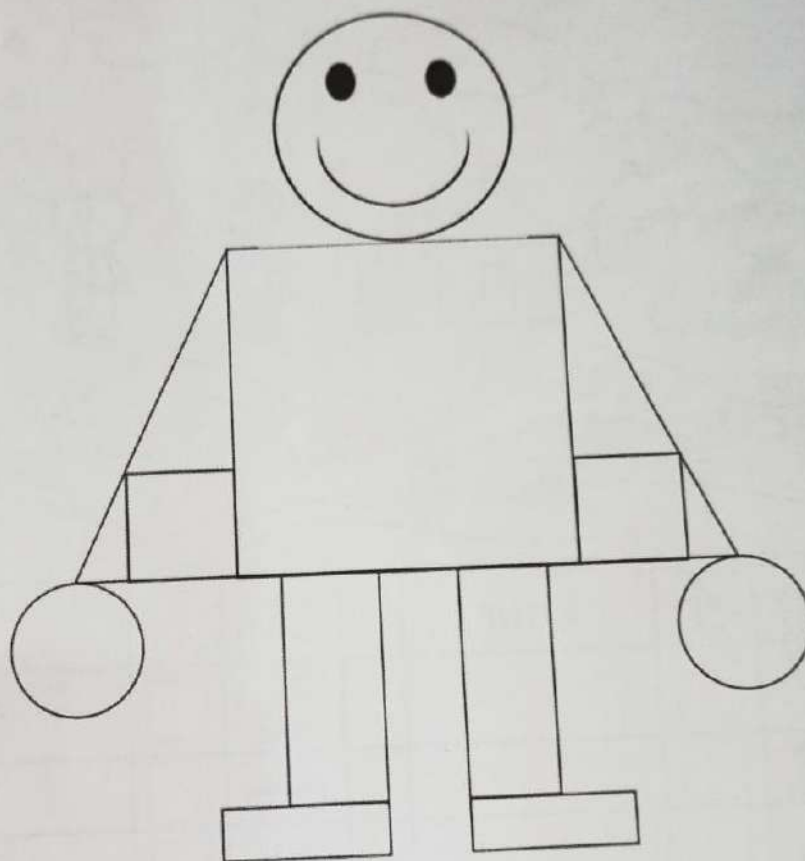


	4	Four			<input type="text"/>	
	<input type="text"/>				<input type="text"/>	
	<input type="text"/>				<input type="text"/>	
	<input type="text"/>				<input type="text"/>	
	<input type="text"/>				<input type="text"/>	
	<input type="text"/>				<input type="text"/>	
	<input type="text"/>				<input type="text"/>	





WORK SHEET

FUN WITH SHAPES





Count and Colour the Shapes



Count

	_____
	_____
	_____
	_____



Colour

	Blue
	Pink
	Yellow
	Orange

WORK SHEET



























Find 5 differences and circle them



WORK SHEET

Write before, after & between numbers

Look at the picture below. **Write** the name of the food into the correct group.



Biscuits



Watermelon



Grilled meat



Wholemeal bread



Steam chicken



Half fried eggs



Mustard greens



Fried noodles



Steam fish



Cake



Low fat milk



Fried rice



Soft drinks



Sweets



Tomato

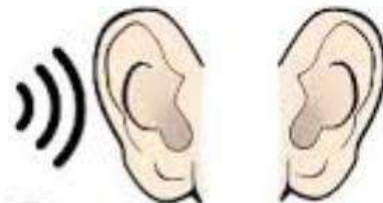
Healthy Food
1.
2.
3.
4.
5.

Unhealthy Food
1.
2.
3.
4.
5.

SENSE ORGANS

FILL IN THE BLANKS USING THE PICTURE CLUE.


1. I see with my _____.
2. I touch and feel with my _____.
3. I hear with my _____.
4. I smell with my _____.
5. I taste with my _____.



Name

Class & Sec.....

A. Write the name of the body part that is associated with the following object to complete the crossword.



B. Fill in the blanks with the help of the pictures given.

1. Teeth of a _____



2. Eye of a _____



3. Legs of a _____




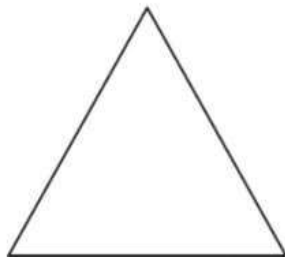

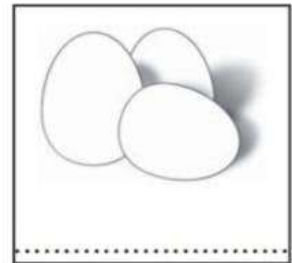


4. Hands of a _____



5. Hair of a _____



Here are some food items with interesting shapes. Find and match the food items with their shapes. Then write their names in given blanks.



The names of some healthy food items are hidden in the grid below. Cross out the Q and read the remaining letters in each row to know the names. Write in the given blanks.

1.	Q	R	Q	I	C	Q	Q	E	Q	Q
2.	Q	Q	E	Q	Q	G	Q	Q	G	Q
3.	Q	B	Q	A	N	Q	A	Q	N	A
4.	Q	Q	M	Q	I	Q	L	K	Q	Q
5.	Q	R	Q	Q	O	T	Q	Q	Q	I

1.

2.

3.

4.

5.

Here's a fun Activity for kids Bottle cap ocean scene



1. This will enhance children's creativity with an additional benefit of strengthening their fine motor skills
2. This would engage them creatively eliminating their boredom and adding a fun part in their calendar

Materials required

1. Sheet (blue) (full size)
2. Bottle cap
3. Scissors
4. Glitter tube (golden, green n red)
5. Acrylic colours (blue, red and white)
6. Craft paper (yellow)
7. Googly eye